



Accommodation Sheet

General information

Accommodation name	Grand Hotel Bonanno
Typology	Hotel
Address	Via C. Francesco Gabba 17
City	Pisa
Contacts	Phone +39 050 524030 Fax +39 050 5320 72 Email info@grandehotelbonanno.it
Website	www.grandhotelbonanno.com/en
WCAG 2.1 compliant accessible website	NO
Online bookings	YES
Short description	The Grand Hotel Bonanno is a 4-star hotel, located in a quiet area, and in a strategic position, just 800 meters from Piazza del Duomo and the city center.

TESTED AND REVIEWED BY: [Handy Superabile Social Promotion Association](#) in 2024

Please note The following information refers to the date of verification shown at the bottom of each sheet. The Association is not responsible for any significant changes made by the property after the visit.





Summary

Accommodation sheet	1
General information	1
Arrival at the property.....	3
How to reach the property.....	3
Pathway from the private/public car park to the entrance	5
Entrance to the structure.....	5
Hall - Reception	7
Rooms/apartments	8
Rooms/apartments adapted for guests with reduced mobility.....	8
Toilet facilities in the guest room for guests with reduced mobility.....	12
Bar/restaurant	14
Internal pathways and common services	16
Internal pathways.....	16
Communal toilets	17
Meeting	18
Medical practices/healthcare facilities.....	19





Arrival at the property

How to reach the property

By car

from the north: A12 motorway exit Pisa Nord, take the SS Aurelia towards Pisa and follow the signs for Duomo-Piazza dei Miracoli. Follow Via delle Cascine, then turn right into Via Bonanno Pisano until you reach Piazza Manin (3.5 km from the airport and 500 m from the hotel), or continue from Via delle Cascine into Via Contessa Matilde and turn right into Via San Ranierino and then left into Via Cardinale Maffi (about 200 m), right into Via S. Tommaso and right into Via Capponi, to Piazza Arcivescovado (about 6 km from the airport and 150 m from the hotel)

from the south: SS1 Grosseto Rosignano variant, then take the A12 motorway to the Pisa Nord exit, take the SS Aurelia towards Pisa and follow the signs for Duomo-Piazza dei Miracoli. Follow Via delle Cascine, then turn right into Via Bonanno Pisano until you reach Piazza Manin (3.5 km from the airport and 500 m from the hotel), or continue from Via delle Cascine into Via Contessa Matilde and turn right into Via San Ranierino and then left into Via Cardinale Maffi (about 200 m), right into Via S. Tommaso and right into Via Capponi, to Piazza Arcivescovado (about 6 km from the airport and 150 m from the hotel). For holders of disabled parking it is also possible to circulate in the ZTL by requesting access to the Electronic Gates office by calling the number 0508669113





By plane	Pisa Airport
Assistance service for people with disabilities	YES
Embarkation/disembarkation of passengers with reduced mobility	with courtesy chair and ambulant /Finger. Full assistance is provided on departure and arrival.
Tactile paths for the blind and visually impaired	YES, there are LOGES routes complete with tactile maps to facilitate movement.
There is a toilet room accessible with grab handles	YES
Presence of shuttle to station	YES. Automated ecological shuttle "PEOPLE MOVER" to Pisa central station.
By train	
Nearest station	Pisa distant 2.5 km
Assistance service for people with disabilities	YES
Eventual notes	<p>Entrance to the station on level ground and smooth flooring inside.</p> <p>The ticket office has 5 counters. Presence of automatic ticket office with keypad placed 135 cm from the ground. Assistance service is provided by reservation: Email SalaBlu.Firenze@rfi.it or by calling the toll-free number 800906060 from a landline and from a mobile phone to the 02323232 number, then dialing the area code of the place where assistance is requested.</p> <p>Access to the carriages is by forklift, or, only in some trains, by means of a lift placed at the entrance of the dedicated carriage, or by means of a removable slide for some carriages without a difference in height.</p>





Pathway from the private/public car park to the entrance

Presence of private parking	YES on the back
Presence of parking space reserved for people with disabilities	NO but the management is available to reserve a parking space for customers with disabilities who request it.
Type of flooring of the private parking lot	Tiles
Public parking nearby	NO
Distance from parking to entrance	A few meters from the entrance
	

Entrance to the structure

There is an accessible entrance	YES secondary entrance
How to access the structure	<input checked="" type="checkbox"/> via ramp 2 moderately steep ramps
Type of entrance door	Automatic
Useful width of door/entrance gate	Above 90 cm
There are indicators and tactile maps	NO

Project carried out with the contribution of the





Eventual notes

The flooring in front of the secondary entrance is made of porphyry tiles, with a regular surface. The main entrance can be reached via 3 steps that can be overcome via a mirrored ramp on both sides: length 560 cm, width 105 cm, slope 8 %. The entrance door is automatic with width useful of 136 cm.





Hall - Reception

How to reach it from the entrance	flat
Reception desk height	117 cm
Presence of multilingual staff	YES
Type of information material	<input checked="" type="checkbox"/> YES with brochure
Initial assistance is provided for visitors with disabilities	<input checked="" type="checkbox"/> YES with orientation tour of the structure. <input checked="" type="checkbox"/> YES with room accompaniment <input checked="" type="checkbox"/> YES with porter service
The following aids are provided for visitors with disabilities	<input type="checkbox"/> manual wheelchair <input type="checkbox"/> Crutches <input type="checkbox"/> Comfortable shower chair
The staff followed a training course on welcoming people with different disabilities	NO
Eventual notes	In the hall there is also an internet point that is also accessible to guests in wheelchairs.








Rooms/apartments

Rooms/apartments adapted for guests with reduced mobility

Number and type of rooms/apartments equipped/usable by people with reduced mobility	<input checked="" type="checkbox"/> double rooms 3 Num .
Access to the rooms from the lobby (upper floor)	<input checked="" type="checkbox"/> by elevator door width 80 cm, cabin width 110 cm, cabin depth 140 cm, highest button height keypad 130 from the ground, embossed keys





	
	
Access to the visited room on the ground floor	<input checked="" type="checkbox"/> flat
Type of entrance door	with lever handle
Usable width of entrance door	Above 90 cm
Bed type and height	double bed 57 cm high
Free spaces on the sides of the bed	left 66 cm right 79 cm frontal 129 cm
Cabinet Type	with doors with coat hanger placed at 180 cm





Free space under the desk	65 cm
In-room options are available	<input checked="" type="checkbox"/> safe <input checked="" type="checkbox"/> minibar <input checked="" type="checkbox"/> Water Kettle <input type="checkbox"/> Iron
There is a terrace/balcony/garden (useful door width)	garden with usable door width 53 cm x 2 and horizontal handle
How to access	via 2 cm high step
	
	



Project promoted by



Regione Toscana





Project carried out with the contribution of the



**Presidenza del
Consiglio dei Ministri**
Ministro per la disabilità






Toilet facilities in the guest room for guests with reduced mobility

Access to the premises	flat
Usable width of the entrance door	Above 90 cm
Type of door	with door that can be opened outwards
Type of handle	lever
Toilet height	50 cm
Toilet seat with open front tooth	YES
Support handles	to the right of the toilet
Flexible shower on the side of the toilet	YES
Free space on the sides of the toilet	left 29 cm right 75 cm frontal 80 cm
Electric doorbell/telephone on the side of the toilet	YES
Washbasin with space underneath for wheelchair approach	69 cm
Height from the ground lower edge mirror	120 cm
Eventual notes	
	





	
<p>Accessible shower available for guests with reduced mobility</p>	<p>YES flush with the floor</p>
<p>Type of shower</p>	<p>with folding or folding walls</p>
<p>Shower chair</p>	<p>Foldable 49 cm high, dimensions 35 x 40 cm</p>
<p>Support handle</p>	<p>YES</p>
<p>Presence of shower head or sliding rails</p>	<p>Ups and downs with lowest point height 130 cm</p>
<p>Electric doorbell/telephone on the side of the shower</p>	<p>YES</p>
	





Bar/restaurant

Type of venue	Bar/restaurant
Access to the premises	<input checked="" type="checkbox"/> flat
Useful width of door/entrance gate	Above 90 cm
Bar counter height	117 cm
Height of the Buffet Counter (Restaurant)	82 cm
Types of bar tables	Outdoor tables with 4 legs, indoor tables central support with circular base
Space under floor tables	Both 65 cm
Types of restaurant tables	Central support with circular base
Space under floor tables	73 cm
Availability of high chairs for babies	YES
Multilingual menu	YES
Menu with app	Not detected
Braille menu	Not detected
Table service for people with disabilities	YES
Availability of foods for celiacs	<input checked="" type="checkbox"/> bread, pasta, biscuits, ice cream <input checked="" type="checkbox"/> pre-packaged foods
There are coffee and milk dispensers	YES with button placed 96 cm from the ground
A customer with reduced mobility can always reserve the same table	YES
There are toilets that can be used by a guest with reduced mobility (see "accessible toilets in the internal paths and common services)	YES
There is an area reserved for lunch for younger guests	Not detected

Project carried out with the contribution of the





A fully equipped baby feeding service is available



Not detected





Internal pathways and common services



Internal pathways

Approximate distances from the room/apartment/bungalow visited and intended for customers with disabilities up to the various main common areas	Entrance (Hall) about 80 m Main restaurant about 100 m
Indicate whether the paths connecting with the common areas are flat or with ramps or steps, in addition to those already described	Entrance (Hall) flat Main restaurant flat
From the visited room to the common areas there are maps and tactile signs for the blind	No





Communal toilets

Location of the venue	Floor - 1
How to access the premises	by elevator
Usable width of the entrance door	90 cm
Type of door	with inwardly opening door
Type of handle	lever
Toilet height	50 cm
Toilet seat with open front tooth	YES
Support handles	to the left of the toilet
Flexible shower on the side of the toilet	YES
Free space on the sides of the toilet	left Above 90 cm right 37 cm frontal Above 90 cm
Electric doorbell/telephone on the side of the toilet	YES
Washbasin with space underneath for wheelchair approach	68 cm
Height from the ground lower edge mirror	Choose an item.
Baby changing table	NO
	





Meeting

There is a meeting room in the structure	YES, a meeting room
How to access	flat
Useful width of door/entrance gate	Above 90 cm
The grandstand area is covered	Choose an item.
There are stations for wheelchair users	YES in the front row of the grandstand
Eventual notes	Speakers' desk accessible via a ramp placed in a front and central position.





Medical practices/healthcare facilities

Hospitals near the property	Pisano Cisanello University Hospital, Via Paradisa 2, Pisa – Phone +39 050 992111 Santa Chiara Hospital Via B. Pisano 10, Pisa - Phone +39 050 992111 Pronto Soccorso at Ospedale Cisanello, Pisa - Telephone +39 050 992300
Any dialysis facilities	Cisanello Hospital Pisa. In the period June-September holiday dialysis service with availability of n. 6 beds; The treatments will be divided into three days a week (Monday, Wednesday and Friday) in the evening from 18.00 to 24.00 Phone +39 050 997250/997253/997256 call from 8.00 a.m. to 2.00 p.m. Email nefrotrap.pisa@ao-pisa.toscana.it
Other healthcare facilities	San Rossore Nursing Home (Private Hospital) Via delle Cascine 152/F Phone +39 050 586111

