



Accommodation Sheet

General information

Accommodation name	Pappasole camping village
Typology	Holiday camp
Address	Località Carbonifera 14
City	Riotorto -Piombino
Contacts	Tel +39 0565 20414 - 20420 – 20336 - 20639
Website	www.pappasole.it
WCAG 2.1 compliant accessible website	NO
Online bookings	YES
Short description	Camping Village Pappasole is located along the Etruscan coast, just 380 meters from the beautiful beach of Carbonifera, Blue Flag since 2008 Different types of accommodation are available to guests: masonry bungalows, prefabricated bungalows and mobile homes. Guests of the campsite have at their disposal pitches of 90/100 square meters naturally shaded and with artificial shade, all equipped with water and electricity connections. It has swimming pools, playgrounds, supermarket, restaurant, bar, butcher, delicatessen, bicycles for hire, bazaar, shopping point, pharmacy, games room, mini golf, doctor's surgery, and a private beach of the structure.

TESTED BY: [Handy Superabile Social Promotion Association](#) in 2023

Please note The following information refers to the date of verification shown at the bottom of each sheet. The Association is not responsible for any significant changes made by the property after the visit.





Summary

Accommodation sheet	1
General information	1
Arrival at the property.....	3
How to reach the property.....	3
Pathway from the private/public car park to the entrance	4
Entrance to the structure.....	5
Hall - Reception	6
Rooms/apartments	7
Rooms/apartments adapted for guests with reduced mobility.....	7
Toilet facilities in the guest room for guests with reduced mobility.....	10
Bar/restaurant	12
Internal pathways and common services	16
Internal pathways.....	16
Communal toilets	16
Swimming pool	28
Beach.....	30
Leisure activities	31
Play area and Miniclub for children	31
Theatre	32
Sports activities.....	33
Medical practices/healthcare facilities.....	34





Arrival at the property

How to reach the property

By car	<p>From the North:</p> <p>From the north-west (Turin - Genoa - Ventimiglia): A12 motorway compulsory exit (Rosignano), when you cross the S.S. Aurelia take the direction of Grosseto and exit at Follonica Nord.</p> <p>From the north-east (Venice - Bologna - Trieste): A1 motorway to Firenze Signa take the FI-PI-LI towards Livorno, at Collesalveti take the A12 towards Rome, then exit at Rosignano, then take the S.S. Aurelia towards Grosseto and exit at Follonica Nord</p> <p>from the south: A1 or A24 to Rome, then the A12 to Civitavecchia where you then take the S.S, Aurelia northbound.</p>
By plane	Pisa G. Galilei Airport
Assistance service for people with disabilities	YES
Embarkation/disembarkation of passengers with reduced mobility	with courtesy chair and ambulift /Finger. Full assistance is provided on departure and arrival.
Tactile paths for the blind and visually impaired	YES, there are LOGES routes complete with tactile maps to facilitate movement.
There is a toilet room accessible with grab handles	YES
By train	
Nearest station	name Follonica distante km 7.9





Assistance service for people with disabilities	YES
Eventual notes	<p>Entrance to the station on level ground and smooth flooring inside. The ticket office has 5 counters. Presence of automatic ticket office with keypad placed 135 cm from the ground.</p> <p>Assistance service is provided by reservation: Email SalaBlu.Firenze@rfi.it or by calling the toll-free number 800906060 from a landline and from a mobile phone to the number 02323232 then dialing the area code of the place where assistance is requested.</p> <p>Access to the carriages is by forklift, or, only in some trains, by means of a lift placed at the entrance of the dedicated carriage, or by means of a removable slide for some carriages without a difference in height.</p>

Pathway from the private/public car park to the entrance

Presence of private parking	YES with electric bar lifter
Presence of parking space reserved for people with disabilities	YES. The bungalows have a reserved internal parking space
Type of flooring of the private parking lot	asphalt
Distance from parking to entrance	10 meters





Entrance to the structure

There is an accessible entrance	YES main entrance
How to access the structure	<input checked="" type="checkbox"/> flat
Type of entrance door	Autobar
Useful width of door/entrance gate	Above 90 cm
There are indicators and tactile maps	NO
Eventual notes	The entrance to the property can be reached by car or without a car. Those wishing to reach the accommodation by car can be accessed internally via an asphalt road divided into 2 lanes in each direction.





Hall - Reception


How to reach it from the entrance	via ramp 94 cm long, 143 cm wide, slope 13.5 %, handrails no
Reception desk height	bench over 100 cm
Presence of multilingual staff	YES
Type of information material	<input type="checkbox"/> YES with maps/tactile signals <input checked="" type="checkbox"/> YES with brochure
Initial assistance is provided for visitors with disabilities	<input checked="" type="checkbox"/> YES with orientation tour of the structure <input checked="" type="checkbox"/> YES with room accompaniment <input type="checkbox"/> YES with porter service
The following aids are provided for visitors with disabilities	<input type="checkbox"/> manual wheelchair <input type="checkbox"/> Crutches <input type="checkbox"/> Comfortable shower chair
The staff followed a training course on welcoming people with different disabilities	NO





Rooms/apartments

Rooms/apartments adapted for guests with reduced mobility

<p>Number and type of rooms/apartments equipped/usable by people with reduced mobility</p>	<p><input checked="" type="checkbox"/> three-room apartments No. 2030 apartment verified</p>
<p>Access to the bungalow</p>	<p><input checked="" type="checkbox"/> on the flat. Private parking space</p>
	









Type of entrance door	There are 2 doors, both with lever handles. The first has an opening to the outside, the second to the inside. The second door has a threshold of about 3 cm.
Usable width of entrance door	90 cm
	
Living room	living room with sofa bed for two, kitchenette with microwave oven. Kitchen top height 87 cm, with no space underneath. Table height 74 cm with 4 legs.
	
Double bedroom	
Bed type and height	double bed 49 cm high
Free spaces on the sides of the bed	left 89 cm right 84 cm






	frontal 58 cm
Cabinet Type	with doors
	
Double room with single beds	
Bed types and heights	high beds cm 49
Free spaces on the sides of the first bed	left cm 30 right cm 80 frontal cm 61
Free spaces on the sides of the second bed	left 80 cm right cm30 frontal cm 61
Cabinet Type	with doors
	
There is a terrace/balcony/garden (useful door width)	balcony/outdoor veranda







How to access	flat
Eventual notes	Veranda equipped with 1 table with height 72 cm to 4 feet, 6 chairs and 2 deck chairs / sun lounger and large lawn space.
	

Toilet facilities in the guest room for guests with reduced mobility

Access to the premises	on the flat.
Usable width of the entrance door	80 cm
Type of door	with inwardly opening door
Type of handle	lever
Toilet height	44 cm
Toilet seat with open front tooth	YES
Support handles	Missing
Flexible shower on the side of the toilet	NO
Free space on the sides of the toilet	left 22 cm right 14 cm frontal 84 cm






Electric doorbell/telephone on the side of the toilet	NO
Washbasin with space underneath for wheelchair approach	Above 70 cm
Height from the ground lower edge mirror	105 cm
	
Accessible shower available for guests with reduced mobility	YES flush with the floor
Type of shower	open type
Shower chair	plastic with armrests
Support handle	NO
Presence of shower head or sliding rails	Lever tap with a minimum height of 130 and sliding rails with a minimum height from the ground of 187 cm
Electric doorbell/telephone on the side of the shower	NO





	
<p>Eventual notes</p>	<p>The bathroom does not have sanitary facilities specifically equipped for guests with reduced mobility.</p>

Bar/restaurant

Type of venue	Bar
Access to the premises	<input checked="" type="checkbox"/> flat
Useful width of door/entrance gate	Above 90 cm
Bar counter height	Above 100 cm
Types of tables	4-shank
Space under floor tables	72 cm
Availability of high chairs for babies	YES
Multilingual menu	YES
Menu with app	NO
Braille menu	NO
Table service for people with disabilities	YES





Availability of foods for celiacs	<input checked="" type="checkbox"/> pre-packaged foods
A customer with reduced mobility can always reserve the same table	YES
There are toilets that can be used by a guest with reduced mobility (see "accessible toilets in the internal paths and common services)	The toilet is present but does not have grab bars and a flexible shower
	
	
The restaurant has an outdoor veranda / dehors	YES with flat access
Types of tables	4-shank
Space under floor tables	72 cm

Project carried out with the contribution of the






Type of venue	Restaurant
Access to the premises	<input checked="" type="checkbox"/> flat
Useful width of door/entrance gate	Above 83 cm
Bar counter height	Above 100 cm
Types of tables	4-shank
Space under floor tables	72 cm
Availability of high chairs for babies	YES
Multilingual menu	YES
Menu with app	NO
Braille menu	NO
Table service for people with disabilities	YES
Availability of foods for celiacs	<input checked="" type="checkbox"/> pre-packaged foods
A customer with reduced mobility can always reserve the same table	YES
There are toilets that can be used by a guest with reduced mobility (see "accessible toilets in the internal paths and common services)	YES
There is an area reserved for lunch for younger guests	YES with the entertainment staff
A fully equipped baby feeding service is available	YES, on request



Project promoted by



Regione Toscana



Project carried out with the contribution of the



Presidenza del
Consiglio dei Ministri
Ministro per la disabilità



Internal pathways and common services

Internal pathways

Approximate distances from the room/apartment/bungalow visited and intended for customers with disabilities up to the various main common areas	Entrance (Hall) m 800 Main restaurant m 650 Main swimming pool 700 m Beach m 1200
Indicate whether the paths connecting with the common areas are flat or with ramps or steps, in addition to those already described	Entrance (Hall) flat Main restaurant flat Main pool flat Beach flat
Eventual notes	As the village is barrier-free, the routes may vary depending on the route chosen

Communal toilets

Location of the venue	near the bar
How to access the premises	flat
Usable width of the entrance door	It is accessed through 2 doors with both width 83 cm
Type of door	with door that can be opened outwards
Type of handle	lever
Toilet height	48 cm
Toilet seat with open front tooth	YES
Support handles	Missing
Flexible shower on the side of the toilet	NO
Free space on the sides of the toilet	left Above 90 cm right 20 cm frontal Above 90 cm





Electric doorbell/telephone on the side of the toilet	YES
Washbasin with space underneath for wheelchair approach	Above 70 cm
Height from the ground lower edge mirror	140 cm
Baby changing table	NO
	
	
Location of the venue	near the restaurant
How to access the premises	flat
Usable width of the entrance door	80 cm external door, internal door 77 cm
Type of door	with door that can be opened outwards
Type of handle	lever





Toilet height	50 cm
Toilet seat with open front tooth	YES
Support handles	Choose an item.
Flexible shower on the side of the toilet	NO
Free space on the sides of the toilet	left Above 90 cm right 40 cm frontal Above 90 cm
Electric doorbell/telephone on the side of the toilet	YES
Washbasin with space underneath for wheelchair approach	Above 70 cm
Height from the ground lower edge mirror	112 cm
Baby changing table	NO
Eventual notes	At the entrance to the toilets we find on the right side the common washbasins with a height of 84 cm and a fixed mirror with a height of 104 cm.
	







	
	
<p>Location of the venue</p>	<p>near block S3</p>
<p>How to access the premises</p>	<p>flat</p>
<p>Usable width of the entrance door</p>	<p>87 cm</p>
<p>Type of door</p>	<p>with door that can be opened outwards</p>
<p>Type of handle</p>	<p>lever</p>
<p>Toilet height</p>	<p>55 cm</p>
<p>Toilet seat with open front tooth</p>	<p>YES</p>
<p>Support handles</p>	<p>on both sides</p>
<p>Flexible shower on the side of the toilet</p>	<p>YES with thermostat</p>
<p>Free space on the sides of the toilet</p>	<p>left 39 cm right Above 90 cm</p>

Project carried out with the contribution of the





	frontal Above 90 cm
Electric doorbell/telephone on the side of the toilet	YES
Washbasin with space underneath for wheelchair approach	Above 70 cm
Height from the ground lower edge mirror	112 cm
Baby changing table	NO
Eventual notes	There is an open shower flush with the floor, with a seat placed at a height of 48 cm. Reclining handle on the left. Fixed wall-mounted taps with a height of 90 cm and sliding rails placed at a height of 95/170 cm
	








<p>Location of the venue</p>	<p>near Block 4 S4</p>
<p>How to access the premises</p>	<p>flat</p>
<p>Usable width of the entrance door</p>	<p>Cm 80</p>
<p>Type of door</p>	<p>Door. Can be opened outwards</p>
<p>Toilet height</p>	<p>52 cm</p>
<p>Toilet seat with open front tooth</p>	<p>YES</p>
<p>Support handles</p>	<p>on both sides</p>
<p>Flexible shower on the side of the toilet</p>	<p>YES with thermostat</p>
<p>Free space on the sides of the toilet</p>	<p>left Above 90 cm right 24 cm frontal Above 90 cm</p>

Project carried out with the contribution of the





Electric doorbell/telephone on the side of the toilet	YES
Washbasin with space underneath for wheelchair approach	69 cm
Height from the ground lower edge mirror	Choose an item.
Baby changing table	Not detected
	
	<p>open shower with comfortable chair H 36 cm by 41 cm wide, fixed grab bar to the left of the shower. Wall-mounted taps H 100, sliding rails 120/189.</p>
Eventual notes	<p>In the toilets there is a laundry room on the right which has a series of washbasins on the right side with a height of 94 cm and a tap placed at a height of about 115 cm. The entrance to the laundry room is located in front of the washbasins, it has no doors but access with a width of more than 90 cm. On the left side there are toilets with several washbasins 90 cm high and mirrors placed fixed to the wall with a height of 114 cm.</p>





	<p>Inside this block there are also washbasins dedicated to children with changing tables and showers.</p>
	
	





Location of the venue	near the main pool
How to access the premises	Via 2 ramps, the first 310 cm long, 130 cm wide slope 8%, the second 950 cm long, 130 cm wide slope 7.5%
Usable width of the entrance door	87 cm
Type of door	with door that can be opened outwards
Type of handle	lever
Toilet height	53 cm
Toilet seat with open front tooth	YES
Support handles	to the right of the toilet
Flexible shower on the side of the toilet	NO
Free space on the sides of the toilet	left 35 cm right Above 90 cm frontal Above 90 cm
Electric doorbell/telephone on the side of the toilet	NO
Washbasin with space underneath for wheelchair approach	Above 70 cm
Height from the ground lower edge mirror	110 cm
Baby changing table	NO








	
	
<p>Location of the venue</p>	<p>near the beach</p>
<p>How to access the premises</p>	<p>From the beach bar there are two paths that lead to the equipped toilets. The trails have the following gradient: the first 13% and the second 10%</p>





	
	
Usable width of the entrance door	cm 83
Type of door	with door that can be opened outwards
Type of handle	lever
Toilet height	cm 55
Toilet seat with open front tooth	YES
Support handles	to the right of the toilet
Flexible shower on the side of the toilet	YES without thermostat
Free space on the sides of the toilet	left Above 90 cm right 26 cm frontal Above 90 cm





Electric doorbell/telephone on the side of the toilet	YES
Washbasin with space underneath for wheelchair approach	Above 70 cm
Height from the ground lower edge mirror	Missing mirror
Baby changing table	NO
Eventual notes	Open shower with comfortable chair placed at a height of 32 cm, with a width of 58 cm. Sliding rail 100/180 cm
	
	





Swimming pool

The property has a swimming pool	for adults and for children with fresh water
Pool with heated water	YES
Access to the swimming pool	flat
Useful width of the entrance gate	Above 90 cm
Access to the pool	with smooth sloping ramp
Bathing aids for guests with reduced mobility	amphibious chair
Tank depth	Not detected
Height of the pool edge-water level	infinity
In the pool area there is a shower	YES flush with the floor



Project promoted by



Regione Toscana





Project carried out with the contribution of the



Presidenza del
Consiglio dei Ministri
Ministro per la disabilità



Beach

Type of beach	sand
Beach access	flat
Walkway to reach the umbrellas	YES
Type of walkway	wood
Width of the walkway	100 cm
Also removable platform between the walkway and the umbrella station to facilitate passage and parking with a wheelchair	YES
Amphibious chair available for bathing people with reduced mobility owned or through bathing associations	YES
In the pool area there is a shower	YES on floor level platform
On the beach there are toilets that can be used by guests with reduced mobility (see internal routes and common services)	YES
Eventual notes	There is a beach bar with a large veranda and tables with central support and a height of about 80 cm. H bench: about 120 cm.
	





Leisure activities

Play area and Miniclub for children

There is a kids' club in the structure	YES
How to access	flat
Usable width of the entrance door	Above 90 cm
Children's play area	Accessible to children with reduced mobility
There are games for children with reduced mobility	YES
Babysitting service is provided	YES





Theatre

There is a theater in the structure	YES
How to access	flat
Useful width of door/entrance gate	Above 90 cm
The grandstand area is covered	YES
There are stations for wheelchair users	NO but it is possible to position yourself in front of the front row





Sports activities

There are sports facilities in the structure	YES, five-a-side football pitches, volleyball, tennis, basketball, minigolf
How to access	flat
Usable width of the entrance door	Above 90 cm
	
	





Medical practices/healthcare facilities

<p>Outpatient clinic in the structure</p>	<p>Inside the village there is a pharmacy and a clinic both reachable on the flat, accessible through doors with a width of more than 90 cm.</p> <p>The pharmacy is a guaranteed service in high season. In addition to finding prescription medications, you will also find over-the-counter products, parapharmacies, sunscreens, powdered milk, pacifiers and baby bottles here. The doctor is present in the clinic in July and August.</p>
<p>Hospitals near the property</p>	<p>Villamarina Hospital via Forlanini 24 Piombino (LI) Phone +39 0565 67111</p>
<p>Any dialysis facilities</p>	<p>Dialysis Center Phone +39 0565 67283 nefrologia.piombino@uslnordovest.toscana.it</p>
<p>Other healthcare facilities</p>	<p>Asl Piombino Via V.Veneto 43 Telephone +39 0565 67610</p>

Project carried out with the contribution of the



Project promoted by



Regione Toscana

Project carried out with the contribution of the



**Presidenza del
Consiglio dei Ministri**
Ministro per la disabilità