



## Accommodation sheet

### General information

Accommodation name	RESORT HOTEL VAL DI LUCE
Typology	Hotel
Address	Via Val di Luce 22
City	Abetone (PT)
Contacts	+39 0573 60961 - <a href="mailto:info@valdilucesparesort.it">info@valdilucesparesort.it</a>
Website	<a href="http://www.chgroup.eu">www.chgroup.eu</a>
WCAG 2.1 compliant accessible website	NO
Online bookings	YES
Short description	<p>The Hotel Val di Luce is located a few meters from the ski lifts, which can be accessed from the parking lot in front of the hotel and is at the center of all the businesses in Val di Luce.</p> <p>The structure is modern and particularly attentive to the needs of the customer.</p>

TESTED AND REVIEWED BY: [Handy Superabile Social Promotion Association](#) in 2024

**Please note** The following information refers to the date of verification shown at the bottom of each sheet. The Association is not responsible for any significant changes made by the property after the visit.





---

## Summary

Accommodation sheet .....	1
General information .....	1
Arrival at the property.....	3
How to reach the property.....	3
Pathway from the private/public car park to the entrance .....	3
Entrance to the structure.....	4
Hall - Reception .....	6
Rooms/apartments .....	7
Rooms/apartments adapted for guests with reduced mobility.....	7
Toilet facilities in the guest room for guests with reduced mobility.....	9
Bar/restaurant .....	11
Internal pathways and common services .....	14
Internal pathways.....	14
Communal toilets .....	15
Swimming pool .....	18
Leisure activities .....	19
Play area and Miniclub for children .....	19
Wellness center - Spa.....	19
Medical practices/healthcare facilities.....	22





## Arrival at the property

### How to reach the property

By car	<p>From Florence: A11 to Pistoia, SR66 to La Lima and SS12 Brennero - Abetone</p> <p>From Lucca: SS12 Brennero – Abetone</p> <p>From Bologna: A1 to Sasso Marconi, SS64 to Ponte alla Venturina, SP632 to Pontepetri and follow the SR66 to Lima. Then take the SS12 Brennero – Abetone</p> <p>From Modena: take the Nuova Estense to Pavullo and then the SS12 Brennero – Abetone for 40 km; in Faidello turn right, continue for 2 km and then turn left onto Via Val di Luce. The hotel is located after 1.5 km</p>
By plane	Pisa airport is 106 km away, Florence airport 86 km and Bologna airport 109 km
Assistance service for people with disabilities	YES
Embarkation/disembarkation of passengers with reduced mobility	with courtesy chair and ambulift/finger
Tactile paths for the blind and visually impaired	YES
There is a toilet room accessible with grab handles	YES

### Pathway from the private/public car park to the entrance

Presence of private parking	YES
Presence of parking space reserved for people with disabilities	SI num.2
Type of flooring of the private parking lot	Tiles
Public parking nearby	YES
Type of flooring in the public car park	asphalt





Presence of parking space reserved for people with disabilities in the public parking lot	SI num. 2
Describe the route from the car park to the entrance and any critical issues	flat
Distance from parking to entrance	Not detected
Eventual notes	Parking is free in summer and paid in winter There is a call intercom in the garage to alert the staff, who can be reached from a seated position



### Entrance to the structure

There is an accessible entrance	YES, both from the main entrance and from the underground car park via lift
How to access the structure	<input checked="" type="checkbox"/> flat <input checked="" type="checkbox"/> by elevator Door width 81 cm, cabin width 106 cm, depth cabin 135 cm, call button height



Project promoted by



Regione Toscana

	106 cm, height of the highest button keypad 128 cm , embossed/braille keys
Type of entrance door	Automatic
Useful width of door/entrance gate	Above 90 cm
There are indicators and tactile maps	NO
	
	



Project carried out with the contribution of the



Presidenza del  
Consiglio dei Ministri  
Ministro per la disabilità



## Hall - Reception

How to reach it from the entrance	flat
Reception desk height	bench over 100 cm
Presence of multilingual staff	YES
Type of information material	<input type="checkbox"/> YES with maps/tactile signals <input checked="" type="checkbox"/> YES with brochure
Initial assistance is provided for visitors with disabilities	<input checked="" type="checkbox"/> YES with orientation tour of the structure <input checked="" type="checkbox"/> YES with room accompaniment <input checked="" type="checkbox"/> YES with porter service
The staff followed a training course on welcoming people with different disabilities	NO
	





## Rooms/apartments

### Rooms/apartments adapted for guests with reduced mobility

Number and type of rooms/apartments equipped/usable by people with reduced mobility	<input checked="" type="checkbox"/> double rooms num.6
Room access	<input checked="" type="checkbox"/> flat <input checked="" type="checkbox"/> by elevator Door width 81 cm, cabin width 106 cm, cabin depth 135 cm, call button height 106 cm, highest keypad button height 128 cm, embossed/braille keys
Type of entrance door	Magnetic card and lever handle
Usable width of entrance door	85 cm
Bed type and height	double bed 60 cm high
Free spaces on the sides of the bed	left Above 90 cm right Above 90 cm frontal Above 90 cm
Cabinet Type	with doors
Free space under the desk	Choose an item.
In-room options are available	<input checked="" type="checkbox"/> safe <input checked="" type="checkbox"/> minibar <input type="checkbox"/> Water Kettle <input type="checkbox"/> Iron
There is a terrace/balcony/garden (useful door width)	balcony/veranda with usable door width 104 cm
How to access	Step of 3 cm and threshold/guide 5 cm high and 2 cm wide





<p>Eventual notes</p>	<p>Inside the room there is a kitchenette with a worktop placed at a height of 80 cm from the ground, and the free space below the kitchen for possible wheelchair approach is 73 cm. The 4-stem dining table has a space underneath of 75 cm</p>









### Toilet facilities in the guest room for guests with reduced mobility


Access to the premises	flat
Usable width of the entrance door	79 cm
Type of door	flowing
Type of handle	Built-in
Toilet height	50 cm
Toilet seat with open front tooth	NO
Support handles	to the left of the toilet





Flexible shower on the side of the toilet	YES
Free space on the sides of the toilet	left 33 cm right Above 90 cm frontal Above 90 cm
Electric doorbell/telephone on the side of the toilet	YES
Washbasin with space underneath for wheelchair approach	72 cm
Height from the ground lower edge mirror	sufficient for use by a person in a wheelchair
	
Accessible shower available for guests with reduced mobility	YES with 2 cm wide threshold and 4cm high step
Type of shower	with sliding curtain
Shower chair	Foldable 50 cm high and dimensions 31 cm x 30 cm
Support handle	YES
Presence of shower head or sliding rails	with flexible hand shower height achievable by seated person
Electric doorbell/telephone on the side of the shower	NO





## Bar/restaurant

Type of venue	Bar/restaurant
Access to the local bar	<input checked="" type="checkbox"/> on the floor near the Hall
Access to the restaurant	<input checked="" type="checkbox"/> by elevator Door width 81 cm, cabin width 106 cm, cabin depth 135 cm, call button height 106 cm, highest keypad button height 128 cm, embossed/braille keys
Useful width of door/entrance gate	Above 90 cm
Bar counter height	Above 100 cm
Height of the buffet counter	From 81 cm to 110 cm
Type of Bar tables	The tables present are four-stemmed, without useful space underneath for approaching a wheelchair.
Types of tables Restaurant	4-shank and with central support
Space under floor tables	71 cm for both types
Availability of high chairs for babies	YES
Multilingual menu	Not detected
Menu with app	Not detected

Project carried out with the contribution of the





Braille menu	NO
Table service for people with disabilities	YES
Availability of foods for celiacs	<input checked="" type="checkbox"/> bread, pasta, biscuits, ice cream <input checked="" type="checkbox"/> <input checked="" type="checkbox"/> <input checked="" type="checkbox"/> <input checked="" type="checkbox"/> pre-packaged foods
There are coffee and milk dispensers	NO table service is available
A customer with reduced mobility can always reserve the same table	YES
There are toilets that can be used by a guest with reduced mobility (see "accessible toilets in the internal paths and common services)	YES
There is an area reserved for lunch for younger guests	NO
A fully equipped baby feeding service is available	NO
BAR	



Project promoted by



Regione Toscana



RESTAURANT



Project carried out with the contribution of the





Presidenza del  
Consiglio dei Ministri  
Ministro per la disabilità



The restaurant has an outdoor veranda / dehors	NO
--	----

## Internal pathways and common services

### Internal pathways

Indicate whether the paths connecting with the common areas are flat or with ramps or steps, in addition to those already described	On level ground or by means of elevators as already described
LIFTS	<p>In the hotel there are 4 lifts, 2 in the Hall, 1 in the Spa and one in the Garage which serve the following areas: garage, restaurant, spa, hall, rooms.</p> <p>From the restaurant to the Spa, the sliding door of the cabin has a net opening of 81 cm. The cabin measures 106 x 135 cm, and the call button is 106 cm from the ground, the keypad is embossed and the highest button is 128 cm.</p> <p>The lift does not have a grab bar but there are both audible and light warnings of the floors.</p>
	





## Communal toilets

Location of the venue	near the lobby
Location of the venue	Near the SPA
Location of the venue	near the main restaurant
How to access the Hall	flat
How to access the SPA	flat
How to access the restaurant	flat
Usable lobby entrance door width	of the anteroom 90 cm and of the bathroom 77 cm
Usable width of spa entrance door	of the anteroom 83 cm and of the bathroom 70 cm
Usable width of restaurant entrance door	79 cm
Type of door	Sliding Hall door, sliding door Restaurant, Door SPA area
Type of handle	Built-in for Hall and Restaurant. Lever for SPA
Toilet height	50 cm for all toilets
Toilet seat with open front tooth	YES for Hall and SPA. NO for restaurant
Support handles	to the right of the toilet for the Hall and Restaurant. Missing for SPA
Flexible shower on the side of the toilet	NO for all toilets
Free space on the sides of the Hall toilet	left Above 90 cm right 18 cm frontal Above 90 cm
Free space on the sides of the SPA toilet	left 46 cm right 81 cm frontal Above 90 cm
Free space on the sides of the toilet Restaurant	left 87 cm right 37 cm frontal Above 90 cm







Electric doorbell/telephone on the side of the toilet	YES Hall and Restaurant. NO SPA
Washbasin with space underneath for wheelchair approach	70 cm for Hall and Restaurant. 63 cm for the SPA
Height from the ground lower edge mirror	sufficient for use by wheelchair users in all three services
Baby changing table	Not detected
Photo toilet near the lobby	
	







Photo of the toilet near the SPA




Photo toilet near the restaurant





## Swimming pool

The property has a swimming pool	for adults and for children with fresh water
Pool with heated water	YES
Access to the swimming pool	flat
Useful width of the entrance gate	Above 90 cm
Access to the pool	via ramp with steps
Bathing aids for guests with reduced mobility	not present
Tank depth	110 cm
Height of the pool edge-water level	20 cm
In the pool area there is a shower	NO
Eventual notes	to facilitate entry into the water; The staff is available to offer assistance to disabled people for transport in the water and vice versa





## Leisure activities

### Play area and Miniclub for children

There is a kids' club in the structure	YES
How to access	flat
Usable width of the entrance door	80 cm
Type of door	with 2 doors that can be opened inwards
Type of handle	lever
Children's play area	Accessible to children with reduced mobility
There are games for children with reduced mobility	YES
Babysitting service is provided	NO but Entertainment for younger guests
	

### Wellness center - Spa

There is a wellness center / Spa in the structure	YES
How to access	on the flat from the Hall





Usable width of the entrance door	84 cm
At the wellness center/Spa there are the following activities	<ul style="list-style-type: none"> <li><input checked="" type="checkbox"/> sauna accessible through a door with a useful width of 64 cm and a 7 cm high step</li> <li><input checked="" type="checkbox"/> Turkish bath accessible through a door with a useful width of 64 cm and a 2 cm high step</li> <li><input checked="" type="checkbox"/> massage room Choose an item.</li> <li><input checked="" type="checkbox"/> Tub. The whirlpool room can be reached via a 78 cm wide passage and 2 steps. The pool is accessible via a handrail and staircase and has a passage that allows access to the external communicating pool.</li> <li><input checked="" type="checkbox"/> Indoor pool Choose an item.</li> </ul>
There is an accessible changing room	YES
Nearby there are toilets that can be used by guests in wheelchairs (see description in the section Internal routes and common services)	YES
Eventual notes	The sauna and Turkish bath rooms can also be reached from the pool area, through 2 steps of 17 cm.



Project promoted by



Regione Toscana



Project carried out with the contribution of the



Presidenza del  
Consiglio dei Ministri  
Ministro per la disabilità



## Medical practices/healthcare facilities

Hospitals near the property	San Jacopo Hospital Pistoia. Via Ciliegiolo 97. <a href="mailto:direzionesanitaria.sj@uslcentro.toscana.it">direzionesanitaria.sj@uslcentro.toscana.it</a> Switchboard: +39 0573 3521
Any dialysis facilities	SOC NEPHROLOGY of Pistoia Dr. Alessandro Capitanini (Director) Tel. +39 0573 351061 9.00 a.m./2.00 p.m. <a href="mailto:alessandro.capitanini@uslcentro.toscana.it">alessandro.capitanini@uslcentro.toscana.it</a>
Other healthcare facilities	UsI Toscana Centro, Rehabilitation Center, Via del Villone, Pistoia, Tel +39 0573 228720  UsI Toscana Centro, Casa della salute, Via Adua 40, Pistoia, Tel +39 0573 228410  San Paolo Private Nursing Home, Via Bonellina 199, Pistoia, Tel+39 0573 381518  Day Centre for disabled people, Turati Foundation, Via Mascagni 2, Pistoia, Tel +39 05731910159 Email: <a href="mailto:centrodiurnopistoia@fondazioneturati.it">centrodiurnopistoia@fondazioneturati.it</a>

